

State of Illinois
Rod R. Blagojevich, Governor

Department of Central Management Services
Maureen O'Donnell, Acting Director



Business Enterprise Program

FISCAL YEAR 2007 ANNUAL REPORT





ILLINOIS

Rod R. Blagojevich, Governor

DEPARTMENT OF CENTRAL MANAGEMENT SERVICES

Maureen T. O'Donnell, Acting Director

The Honorable Rod R. Blagojevich
Governor of the State of Illinois
207 Statehouse
Springfield, IL 62706

Dear Governor Blagojevich,

We are very proud to present to you the annual report on the State of Illinois Business Enterprise Program (BEP) for Females, Persons with Disabilities and Minorities. In fiscal year 2007, over half a billion dollars in State agency and university contracts were awarded to qualified vendors. The statutory goal of 12 percent in terms of spending was exceeded by more than 75 percent.

We have made tremendous strides with respect to building this program and have far exceeded not only statutory goals but higher goals set along the way. Having said that, we recognize that the full potential of this program is far from being reached. We continue to look for ways to enhance BEP by, among other things, outreach programs, expanding our vendor base, streamlining our processes, improving our reporting standards and encouraging more and more qualified prospective vendors to seek State business.

Our goal is to make sure that every State agency and university has the ability to meet and, where possible, exceed their goals for the purchase of goods and services from BEP certified firms. We have built a solid foundation and the future of this program is very bright. Your commitment to BEP has been critical in the context of making BEP a national model and we are excited about where we are and where we know we can be thanks to your efforts.

Sincerely,

A handwritten signature in black ink, appearing to read "Maureen T. O'Donnell", is written over a faint, larger version of the signature.

Maureen T. O'Donnell
Acting Director, Central Management Services

TABLE OF CONTENTS

EXECUTIVE SUMMARY.....II

LETTER FROM BUSINESS ENTERPRISE PROGRAM COUNCIL MEMBERS VI

THREE YEAR SUMMARY AT-A-GLANCE.....VII

AGENCIES AND UNIVERSITIES COMBINED STATISTICS..... 1

COMBINED ACHIEVEMENT CATEGORY BREAKDOWN..... 2

ACHIEVED CATEGORY BREAKDOWN – AGENCIES..... 3

ACHIEVED CATEGORY BREAKDOWN – UNIVERSITIES..... 4

AGENCY STATISTICAL ACHIEVEMENT BREAKDOWN.....5

UNIVERSITIES STATISTICAL ACHIEVEMENT BREAKDOWN..... 23

Business Enterprise Program Fiscal Year 2007 Annual Report

EXECUTIVE SUMMARY

Governor's efforts drive Business Enterprise to eclipse ambitious goals

Governor Rod Blagojevich continues to show an outstanding desire and commitment to helping small and diverse businesses grow and succeed. Under his leadership, the State continues to expand access and enhance opportunities for entrepreneurs through the Business Enterprise Program (BEP) and other innovative initiatives led by the Department of Central Management Services (CMS). This Fiscal Year 2007 report highlights the program's noteworthy accomplishments, identifies the total dollars subject as they relate to ambitious goals and looks towards a very bright future.

We are very excited and extremely proud to report that in FY 2007, BEP certified firms were awarded more than a half billion dollars (\$572,057,643) in State contracts. That number is more than 75 percent **above** the level required by statute.

The Business Enterprise Program helps State government promote the economic development of businesses certified as owned and controlled by females, persons with disabilities and minorities. The original Act in 1984 established a minimum overall participation goal of 12 percent that applies to agencies and universities under the purview of the Office of the Governor. In 1998, the BEP Council increased that goal to 19 percent. There are currently 52 agencies and 9 universities awarding contracts subject to the Act.

Program Eligibility and Definitions

The Business Enterprise Program is open to the following:

Female Business Enterprise (FBE): A business concern which is at least 51-percent owned by one or more females or, in the case of a corporation, at least 51 percent of the stock of which is owned by one or more females, and the management and daily business operations of which are controlled by one or more females who own it. The 51 percent_owners must be U.S. citizens or resident aliens.

Person with a Disability (PBE): A business concern which is at least 51-percent owned by one or more persons with a disability or, in the case of a corporation, at least 51-percent of the stock of which is owned by one or more persons with a disability, and the management and daily business operations of which are controlled by one or more persons with a disability who own it. The 51 percent-owners must be U.S. citizens or resident aliens. Also, a not-for-profit agency for persons with disabilities that is exempt from taxation under Section 501 of the Internal Revenue Code of 1986.

Minority Business Enterprise (MBE): A business concern which is at least 51-percent owned by one or more minority persons or, in the case of a corporation, at least 51 percent of the stock of which is owned by one or more minority persons, and the management and daily business operations of which are controlled by one or more minority individuals who own it. The 51 percent owners must be U.S. citizens or resident aliens. Minority is defined as:

Black/African American: A person having origins in any of the black racial groups in Africa.

Hispanic: A person of Spanish or Portuguese culture with origins in Mexico, South America, Central America, The Caribbean Islands, Spain, or Portugal - regardless of race.

Asian American: A person having origins in any of the original peoples of the Far East, Southeast Asia, the Indian Subcontinent, or the Pacific.

Native American or Alaskan Native: A person having origins in any of the original peoples of North America.

Statewide Procurement Network Gives Small and Diverse Businesses a Real Chance to Compete

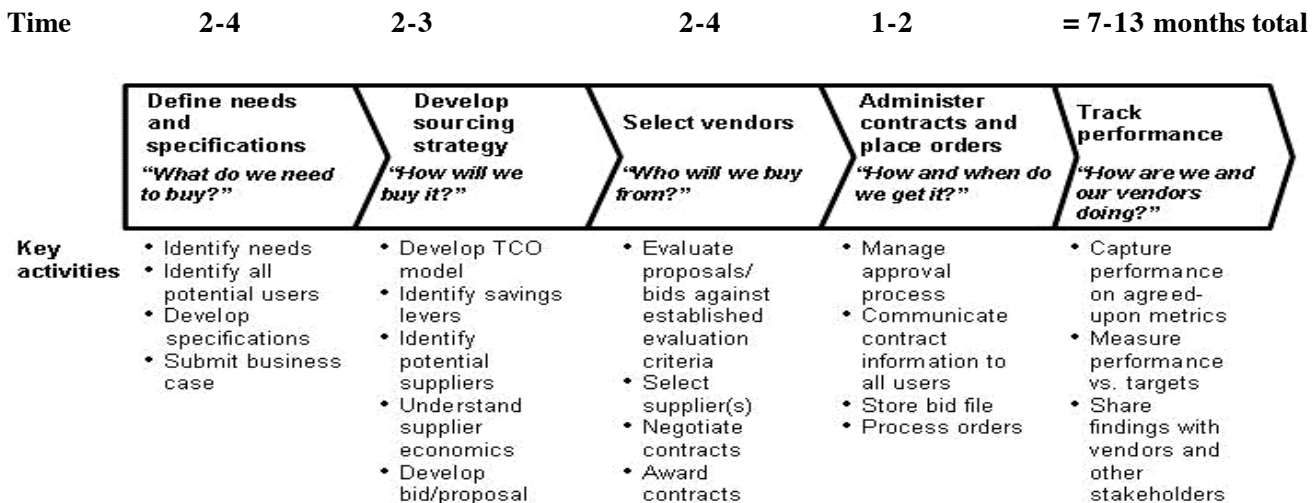
Under the Governor’s leadership, there has been a strong and proactive effort to streamline and strengthen the State’s procurement operations. CMS built a statewide network of State Purchasing Officers, provided purchasing tools, expertise and guidance, and worked to integrate the BEP directly into the State’s procurement process. The effort CMS has made to be more inclusive with diverse businesses is really paying off. The Illinois Black Chamber of Commerce named CMS its 2007 Outstanding Government Agency.

“Governor Blagojevich is committed to helping minority-owned businesses grow and prosper, and one of the primary ways he’s leading that effort is by making it easier for diverse companies to sell their products and services to the State of Illinois. Under his leadership, the State is actively working to expand access and increase opportunities for African-American entrepreneurs.”

- **Larry Ivory, Illinois Black Chamber of Commerce President**

Procurement Process Timeline

Below is a timeline showing the five phases of the State of Illinois’ procurement process, with an estimated time (in months) for the completion of the activity in each phase.



Certification: Tough Standards, More Efficient, Increased Vendor Pool

To determine progress towards meeting the goal, we need to distinguish businesses owned and controlled by females, persons with disabilities and minorities from other vendors. We do so through the certification process. This process calls for completion of a Universal Certification Application that will provide CMS with the information necessary to verify that the firm is owned and controlled by eligible parties and that it meets any other requirements of the Act. BEP staff will review the Universal Certification Application and may inspect the business to ensure it is 51 percent owned and controlled by one or more eligible parties as required by law.

We look at the documentation of a business's formation, subsequent history, organizational structure, financial records, and administrative operations, as well as the business and other relevant background of the owners before making a decision. Deliberate misrepresentation to obtain certification as a BEP vendor can result in civil as well as criminal sanctions. Although not strictly a part of the certification process, two other forms must be completed to ensure access to the State's procurement system. The Bidder's Application Form (BAF) gives information needed to enter a firm into CMS' computerized procurement system. In addition, before submitting the BAF, a vendor must receive a contractor registration number from the Illinois Department of Human Rights.

Based on recommendations from the BEP Council, BEP now recognizes the certifications of other relevant agencies, increasing the pool of BEP vendors and making the certification process both faster and more efficient. Vendors already certified by a recognized entity need only provide BEP with a short application, a letter of certification, and financial information. By recognizing the certification of the City of Chicago, Chicago Minority Business Development Council, Cook County, Illinois Department of Transportation, Metra, Chicago Transportation Authority, Pace, and Women's Business Development Center, the review time is now slashed dramatically.

The World Wide Web Creates a World of Opportunity for More Vendors

Documents are available online via www.sell2.Illinois.gov creating a centralized location for all applicants. www.sell2.Illinois.gov was created to help potential vendors more easily participate in the State's streamlined procurement process. The site also serves as a directory of current BEP firms. Another feature lets potential vendors learn about current and upcoming procurement opportunities for them to sell their goods and services to State agencies. Potential vendors can also register their businesses and gain access to people and resources that can help them navigate the process.

Program Integration

CMS has worked to fully integrate the State's Business Enterprise Program directly into the procurement process. The CMS experts in the Bureau of Strategic Sourcing and Procurement and the Business Enterprise Program convene regularly scheduled meetings and provide guidance to the network of State Purchasing Officers to help State agencies reach their BEP goals.

Qualified and Quantified

BEP has instituted a process to ensure that all vendors fulfill the mandated qualifications every year which helps maintain the integrity of the Program. The "No Change Affidavit" process insures that vendors are up-to-date and progress is tracked more efficiently with BEP.

Eligible businesses must have average annual gross sales of \$31.4 million or less over the three the most recent fiscal years. However, businesses with gross sales over \$31.4 million can apply for a waiver to participate in the program on an individual contract basis, if the contract will provide significant employment and/or subcontracting opportunities for minorities, females, persons with disabilities and minorities.

Of note, prior to FY07, otherwise qualified businesses were only eligible for certification if their revenues were \$27 million or less. However, based upon the recommendations and support of the BEP Council, legislation was passed which not only increased the threshold to \$31.4 million, but also required revenue averaging over the three most recent fiscal years. This point is critical in that the legislation now supports sustained revenue growth for our BEP vendors.

State's FY07 BEP Spending Far Exceeds High Expectations

In Fiscal Year 2007 BEP certified firms were awarded over half a billion dollars in State agency and university contracts, well above the statutory 12% minimum.

The FY07 BEP Annual Report now includes the Illinois State Toll Highway Authority and the Illinois State Board of Education. The results also include Disadvantaged Business Enterprises (DBE) participating in State contracts. Diverse firms performing work or providing services to State agencies under subcontracting opportunities are also now included.

“We commend the Governor’s commitment to business opportunities for women, minorities and persons with disabilities. This report provides evidence of that commitment from all the State agencies who participate in Governor Blagojevich’s goal to enhance the economy of the State through its Business Enterprise Program’s contracting opportunities. The BEP program has created and implemented initiatives that will build the capacity of our minority and women owned businesses and improve the economy of the State of Illinois.”

- **Hedy Ratner, Co-President, Women's Business Development Center**

The results do not include diverse companies who have not applied for BEP certification, nor does it include contracts or subcontracts awarded to firms that have grown too large to fit under the \$31.4 million annual revenue threshold to qualify for BEP certification. A number of former BEP companies have continued to win State business, after the company has “graduated” from the BEP program because of the growth in its annual revenue. This is one way to quantify that the program is achieving its goal of helping small firms build capacity.

Business Enterprise Program – Setting the Standard

The State of Illinois Business Enterprise Program far exceeded its 19% agency participation spending goal in Fiscal Year 2007, with State agencies spending over half a billion dollars with BEP firms.

In FY08 BEP will expand its outstanding outreach efforts to bring more economic opportunities to female, persons with disabilities and minorities. With the increased involvement, BEP will bring in a larger pool of vendors for the State of Illinois and by virtue of doing so will increase competition. BEP will work to insure that every State agency and university has the ability to meet their goals for the purchasing of goods and services from BEP firms. These efforts have set the stage for what CMS believes to be continued and long-lasting growth in the Business Enterprise Program. The progress to date has been outstanding and we believe the foundation for future success is solid. This program is an unequivocal success the people of the State of Illinois can truly be proud of.

State Legislators,

We are writing to commend you for your support through legislation of the Business Enterprise Council of Illinois Central Management Services.

As appointed members of that Council we perceive that the goals and objectives of the Council have far exceeded our charge to counsel and advice to the State of Illinois Central Management Services on enhancing and supporting the contracting opportunities for minority and women business owners and persons with disabilities.

Over the past year under new leadership, the Business Enterprise Council met regularly to meet its obligations. Participation has been active in the development of a strategic plan to strengthen minority and women's business opportunities in the state of Illinois


When you passed legislation that raised the threshold of businesses participating in the program, you greatly enhanced our ability as a council to expand the base of participation.


You recognized the need in the state of Illinois to build sustainable businesses and provided us with the opportunity to create and implement initiatives that will build the capacity of our minority and women owned businesses and persons with disabilities.

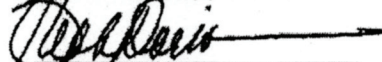
After many years of stagnant participation of M/WBEs and small businesses, and little or no information from state departments and agencies on the participation of small Illinois businesses, we will now have updated reporting to meet the state's mandated goals.


We thank you for your encouragement and support of the fastest growing segment of the economy—minority and women owned businesses and persons with disabilities.

Thank you.


Ray Arias, Principal, President
Arias Information Solutions, LLC



Florence Cox, Executive Director
Black Contractors United


Beth Doria, Executive Director
Federation of Women Contractors


Michael Gonzalez, President
Maestros Ventures, LLC


Letitia Herrera, President
ECI


Larry Ivory, President
Illinois Black Chamber of Commerce


Hedy M. Ratner, Co-President
Women's Business Development Center


Edward Stanfield, President
Glenn Brunk Stationers

Three Year Summary At-A-Glance

	Dollars	% Of Minimum Goal
Fiscal Year 2007		
Dollars Subject to Goal/Target	\$ 2,665,618,683	
Statutory Minimum Total Goal	\$ 319,874,242	
Total Achievement	\$ 572,057,643	178.84%
Sub-Goal Achievement		
FBE Achievement (5%)	274,091,372	85.69%
MBE Achievement (5%)	273,682,281	85.56%
PBE Achievement (2%)	24,283,990	7.59%
 Fiscal Year 2006		
Dollars Subject to Goal/Target	\$ 1,827,117,610	
Statutory Minimum Total Goal	\$ 219,254,113	
Total Achievement	\$ 395,169,852	180.23%
Sub-Goal Achievement		
FBE Achievement (5%)	\$ 176,022,991	80.28%
MBE Achievement (5%)	\$ 196,919,861	89.81%
PBE Achievement (2%)	\$ 22,227,000	10.14%
 Fiscal Year 2005		
Dollars Subject to Goal/Target	\$ 1,688,701,151	
Statutory Minimum Total Goal	\$ 202,644,138	
Total Achievement	\$ 386,958,091	190.95%
Sub-Goal Achievement		
FBE Achievement (5%)	\$ 197,280,244	97.35%
MBE Achievement (5%)	\$ 169,803,150	83.79%
PBE Achievement (2%)	\$ 19,874,697	9.81%

**All Agencies and Universities Combined
Final Statistics**

Dollars Subject to Goal	\$ 2,665,618,683	
Statutory Minimum Total Goal (12%)	\$ 319,874,242	
Targeted Goal	\$ 506,467,549	
FBE Targeted Goal	\$ 319,874,241	
MBE Targeted Goal	\$ 133,280,934	
PBE Targeted Goal	\$ 53,312,374	
Total Targeted Goal	\$ 506,467,549	
FBE Achievement	\$ 274,091,372	85.69%
MBE Achievement	\$ 273,682,281	205.34%
PBE Achievement	\$ 24,283,990	45.55%
Total Achievement	\$ 572,057,643	
Achievement Percentage to Targeted Goal		112.95%
Achievement Percentage to Statutory Goal		178.84%
Number of FBE Vendors	1,215	
Number of MBE Vendors	753	
Number of PBE Vendors	134	
Total Number of Vendors	2,102	

Combined Achievement Category Breakdown

	Total Dollars	Percent of Total
African American		
Male	\$ 94,168,962	16.46%
Female	\$ 39,392,953	6.89%
Total	\$ 133,561,915	23.35%
Hispanic American		
Male	\$ 102,696,630	17.96%
Female	\$ 10,318,808	1.80%
Total	\$ 113,015,438	19.76%
Asian American		
Male	\$ 76,509,919	13.37%
Female	\$ 21,018,494	3.68%
Total	\$ 97,528,413	17.05%
Native American/Alaskan Native		
Male	\$ 306,770	0.05%
Female	\$ 88,128	0.02%
Total	\$ 394,898	0.07%
Caucasian Females		
Total	\$ 203,272,989	35.53%
Persons with Disabilities		
Certified Sheltered Workshops	\$ 23,246,866	4.06%
Certified Vendors	\$ 1,037,124	0.18%
Total	\$ 24,283,990	4.24%
Total	\$ 572,057,643	100.00%

Combined Achievement Category Breakdown - Agencies

	Total Dollars	Percent of Total
African American		
Male	\$ 87,611,587	16.23%
Female	\$ 38,311,723	7.10%
Total	\$ 125,923,310	23.33%
Hispanic American		
Male	\$ 98,519,874	18.25%
Female	\$ 9,466,415	1.75%
Total	\$ 107,986,289	20.00%
Asian American		
Male	\$ 75,379,021	13.96%
Female	\$ 18,306,266	3.39%
Total	\$ 93,685,287	17.35%
Native American/Alaskan Native		
Male	\$ 306,770	0.06%
Female	\$ 88,128	0.01%
Total	\$ 394,898	0.07%
Caucasian Females		
Total	\$ 188,783,214	34.96%
Persons with Disabilities		
Certified Sheltered Workshops	\$ 22,122,894	4.10%
Certified Vendors	\$ 1,023,363	0.19%
Total	\$ 23,146,257	4.29%
Total	\$ 539,919,256	100.00%

Combined Achievement Category Breakdown - Universities

	Total Dollars	Percent of Total
African American		
Male	\$ 6,557,374	20.40%
Female	\$ 1,081,230	3.36%
Total	\$ 7,638,605	23.76%
Hispanic American		
Male	\$ 4,176,756	13.00%
Female	\$ 852,393	2.65%
Total	\$ 5,029,149	15.65%
Asian American		
Male	\$ 1,130,898	3.52%
Female	\$ 2,712,228	8.44%
Total	\$ 3,843,126	11.96%
Native American/Alaskan Native		
Male	\$ -	0.00%
Female	\$ -	0.00%
Total	\$ -	0.00%
Caucasian Females		
Total	\$ 14,489,775	45.09%
Persons with Disabilities Vendor		
Certified Sheltered Workshops	\$ 1,123,971	3.50%
Certified Vendors	\$ 13,761	0.04%
Total	\$ 1,137,732	3.54%
Total	\$ 32,138,387	100.00%

AGENCY BREAKDOWN

BOARD OF HIGHER EDUCATION

DOLLARS SUBJECT TO GOAL	\$66,085.00		
ACHIEVEMENT		% STATUTORY GOAL ACHIEVED	% TARGETED GOAL ACHIEVED
FBE \$ 20,695.13	FBE	626.37%	FBE 261.01%
MBE \$ 86.49	MBE	2.62%	MBE 2.62%
PBE \$ 448.71	PBE	33.97%	PBE 33.97%
TOTAL \$ 21,230.33	TOTAL	267.76%	TOTAL 169.11%

CAPITAL DEVELOPMENT BOARD

DOLLARS SUBJECT TO GOAL	\$170,460,460.00		
ACHIEVEMENT		% STATUTORY GOAL ACHIEVED	% TARGETED GOAL ACHIEVED
FBE \$ 14,603,536.21	FBE	171.34%	FBE 71.39%
MBE \$ 8,577,854.69	MBE	100.64%	MBE 100.64%
PBE \$ 7,435.52	PBE	0.22%	PBE 0.22%
TOTAL \$ 23,188,826.42	TOTAL	113.36%	TOTAL 71.60%

CIVIL SERVICE COMMISSION

DOLLARS SUBJECT TO GOAL	\$4,421.00		
ACHIEVEMENT		% STATUTORY GOAL ACHIEVED	% TARGETED GOAL ACHIEVED
FBE \$ 825.39	FBE	373.48%	FBE 156.03%
MBE \$ 51.37	MBE	23.24%	MBE 23.24%
PBE \$ 156.75	PBE	178.13%	PBE 178.13%
TOTAL \$ 1,033.51	TOTAL	195.00%	TOTAL 123.33%

COURT OF CLAIMS

DOLLARS SUBJECT TO GOAL	\$48,200.00		
ACHIEVEMENT		% STATUTORY GOAL ACHIEVED	% TARGETED GOAL ACHIEVED
FBE \$	71,751.27	FBE 2,977.23%	FBE 1,240.51%
MBE \$	2,372.18	MBE 98.43%	MBE 98.43%
PBE \$	21,709.75	PBE 2,252.05%	PBE 2,252.05%
TOTAL \$	95,833.20	TOTAL 1,656.87%	TOTAL 1,046.44%

DEPARTMENT OF AGRICULTURE

DOLLARS SUBJECT TO GOAL	\$4,654,072.00		
ACHIEVEMENT		% STATUTORY GOAL ACHIEVED	% TARGETED GOAL ACHIEVED
FBE \$	44,918.58	FBE 19.30%	FBE 8.04%
MBE \$	10,681.66	MBE 4.59%	MBE 4.59%
PBE \$	47,368.01	PBE 50.89%	PBE 50.89%
TOTAL \$	102,968.25	TOTAL 18.44%	TOTAL 11.64%

DEPARTMENT OF CENTRAL MANAGEMENT SERVICES

DOLLARS SUBJECT TO GOAL	\$19,607,331.00		
ACHIEVEMENT		% STATUTORY GOAL ACHIEVED	% TARGETED GOAL ACHIEVED
FBE \$	5,879,171.92	FBE 599.69%	FBE 249.87%
MBE \$	1,923,709.54	MBE 196.22%	MBE 196.22%
PBE \$	3,281,521.43	PBE 836.81%	PBE 836.81%
TOTAL \$	11,084,402.89	TOTAL 471.10%	TOTAL 297.54%

DEPARTMENT OF CHILDREN AND FAMILY SERVICES

DOLLARS SUBJECT TO GOAL \$10,305,817.00

ACHIEVEMENT	% STATUTORY GOAL ACHIEVED	% TARGETED GOAL ACHIEVED
FBE \$ 1,536,670.34	FBE 298.21%	FBE 124.26%
MBE \$ 1,739,159.11	MBE 337.51%	MBE 337.51%
PBE \$ 850,967.79	PBE 412.86%	PBE 412.86%
TOTAL \$ 4,126,797.24	TOTAL 333.70%	TOTAL 210.75%

DEPARTMENT OF COMMERCE & ECONOMIC OPPORTUNITY

DOLLARS SUBJECT TO GOAL \$6,602,306.00

ACHIEVEMENT	% STATUTORY GOAL ACHIEVED	% TARGETED GOAL ACHIEVED
FBE \$ 1,604,670.73	FBE 486.09%	FBE 202.54%
MBE \$ 1,120,171.72	MBE 339.33%	MBE 339.33%
PBE \$ 17,880.80	PBE 13.54%	PBE 13.54%
TOTAL \$ 2,742,723.25	TOTAL 346.18%	TOTAL 218.64%

DEPARTMENT OF CORRECTIONS

DOLLARS SUBJECT TO GOAL \$22,534,214.00

ACHIEVEMENT	% STATUTORY GOAL ACHIEVED	% TARGETED GOAL ACHIEVED
FBE \$ 3,461,943.05	FBE 307.26%	FBE 128.03%
MBE \$ 340,565.78	MBE 30.23%	MBE 30.23%
PBE \$ 4,882,077.18	PBE 1,083.26%	PBE 1,083.26%
TOTAL \$ 8,684,586.01	TOTAL 321.16%	TOTAL 202.84%

DEPARTMENT OF EMPLOYMENT SECURITY

DOLLARS SUBJECT TO GOAL \$1,228,102.00

ACHIEVEMENT		% STATUTORY GOAL ACHIEVED	% TARGETED GOAL ACHIEVED
FBE	\$ 704,101.89	FBE 1,146.65%	FBE 477.77%
MBE	\$ 477,703.29	MBE 777.96%	MBE 777.96%
PBE	\$ 100,784.91	PBE 410.33%	PBE 410.33%
TOTAL	\$ 1,282,590.09	TOTAL 870.31%	TOTAL 549.67%

DEPARTMENT OF FINANCIAL & PROFESSIONAL REGULATION

DOLLARS SUBJECT TO GOAL \$3,440,836.00

ACHIEVEMENT		% STATUTORY GOAL ACHIEVED	% TARGETED GOAL ACHIEVED
FBE	\$ 624,015.77	FBE 362.71%	FBE 151.13%
MBE	\$ 1,840.22	MBE 1.07%	MBE 1.07%
PBE	\$ 42,961.52	PBE 62.43%	PBE 62.43%
TOTAL	\$ 668,817.51	TOTAL 161.98%	TOTAL 102.30%

DEPARTMENT OF HEALTHCARE AND FAMILY SERVICES

DOLLARS SUBJECT TO GOAL \$90,010,300.00

ACHIEVEMENT		% STATUTORY GOAL ACHIEVED	% TARGETED GOAL ACHIEVED
FBE	\$ 7,491,527.93	FBE 166.46%	FBE 69.36%
MBE	\$ 2,105,431.18	MBE 46.78%	MBE 46.78%
PBE	\$ 730,324.42	PBE 40.57%	PBE 40.57%
TOTAL	\$ 10,327,283.53	TOTAL 95.61%	TOTAL 60.39%

DEPARTMENT OF HUMAN RIGHTS

DOLLARS SUBJECT TO GOAL		\$57,700.00			
ACHIEVEMENT		% STATUTORY GOAL ACHIEVED		% TARGETED GOAL ACHIEVED	
FBE	\$ 147,343.75	FBE	5,107.24%	FBE	2,128.01%
MBE	\$ 7,961.65	MBE	275.97%	MBE	275.97%
PBE	\$ 1,359.00	PBE	117.76%	PBE	117.76%
TOTAL	\$ 156,664.40	TOTAL	2,262.63%	TOTAL	1,429.03%

DEPARTMENT OF HUMAN SERVICES

DOLLARS SUBJECT TO GOAL		\$104,833,499.00			
ACHIEVEMENT		% STATUTORY GOAL ACHIEVED		% TARGETED GOAL ACHIEVED	
FBE	\$ 8,768,524.76	FBE	167.28%	FBE	69.70%
MBE	\$ 864,991.36	MBE	16.50%	MBE	16.50%
PBE	\$ 3,383,686.68	PBE	161.38%	PBE	161.38%
TOTAL	\$ 13,017,202.80	TOTAL	103.48%	TOTAL	65.35%

DEPARTMENT OF JUVENILE JUSTICE

DOLLARS SUBJECT TO GOAL		\$1,977,695.00			
ACHIEVEMENT		% STATUTORY GOAL ACHIEVED		% TARGETED GOAL ACHIEVED	
FBE	\$ 154,273.17	FBE	156.01%	FBE	65.01%
MBE	\$ 44,149.11	MBE	44.65%	MBE	44.65%
PBE	\$ 195,834.97	PBE	495.12%	PBE	495.12%
TOTAL	\$ 394,257.25	TOTAL	166.13%	TOTAL	104.92%

DEPARTMENT OF LABOR

DOLLARS SUBJECT TO GOAL \$165,597.00

ACHIEVEMENT		% STATUTORY GOAL ACHIEVED	% TARGETED GOAL ACHIEVED
FBE	\$ 11,507.83	FBE 139.00%	FBE 57.92%
MBE	\$ 998.17	MBE 12.06%	MBE 12.06%
PBE	\$ 0.00	PBE 0.00%	PBE 0.00%
TOTAL	\$ 12,506.00	TOTAL 62.94%	TOTAL 39.75%

DEPARTMENT OF MILITARY AFFAIRS

DOLLARS SUBJECT TO GOAL \$5,978,000.00

ACHIEVEMENT		% STATUTORY GOAL ACHIEVED	% TARGETED GOAL ACHIEVED
FBE	\$ 71,533.85	FBE 23.93%	FBE 9.97%
MBE	\$ 19,382.64	MBE 6.48%	MBE 6.48%
PBE	\$ 46,107.41	PBE 38.56%	PBE 38.56%
TOTAL	\$ 137,023.90	TOTAL 19.10%	TOTAL 12.06%

DEPARTMENT OF NATURAL RESOURCES

DOLLARS SUBJECT TO GOAL \$9,295,000.00

ACHIEVEMENT		% STATUTORY GOAL ACHIEVED	% TARGETED GOAL ACHIEVED
FBE	\$ 302,031.41	FBE 64.99%	FBE 27.08%
MBE	\$ 162,010.50	MBE 34.86%	MBE 34.86%
PBE	\$ 305,565.86	PBE 164.37%	PBE 164.37%
TOTAL	\$ 769,607.77	TOTAL 69.00%	TOTAL 43.58%

DEPARTMENT OF PUBLIC HEALTH

DOLLARS SUBJECT TO GOAL \$12,068,181.00

ACHIEVEMENT		% STATUTORY GOAL ACHIEVED	% TARGETED GOAL ACHIEVED
FBE	\$ 528,689.34	FBE 87.62%	FBE 36.51%
MBE	\$ 232,682.45	MBE 38.56%	MBE 38.56%
PBE	\$ 665,888.34	PBE 275.89%	PBE 275.89%
TOTAL	\$ 1,427,260.13	TOTAL 98.56%	TOTAL 62.25%

DEPARTMENT OF REVENUE

DOLLARS SUBJECT TO GOAL \$33,442,601.00

ACHIEVEMENT		% STATUTORY GOAL ACHIEVED	% TARGETED GOAL ACHIEVED
FBE	\$ 3,574,485.73	FBE 213.77%	FBE 89.07%
MBE	\$ 21,587,545.14	MBE 1,291.02%	MBE 1,291.02%
PBE	\$ 250,049.06	PBE 37.38%	PBE 37.38%
TOTAL	\$ 25,412,079.93	TOTAL 633.23%	TOTAL 399.93%

DEPARTMENT OF TRANSPORTATION (BEP)

DOLLARS SUBJECT TO GOAL \$40,589,995.00

ACHIEVEMENT		% STATUTORY GOAL ACHIEVED	% TARGETED GOAL ACHIEVED
FBE	\$ 5,052,971.03	FBE 248.98%	FBE 103.74%
MBE	\$ 16,260,147.99	MBE 801.19%	MBE 801.19%
PBE	\$ 7,501,301.61	PBE 924.03%	PBE 924.03%
TOTAL	\$ 28,814,420.63	TOTAL 591.58%	TOTAL 373.63%

DEPARTMENT OF TRANSPORTATION (DBE)

DOLLARS SUBJECT TO GOAL \$1,026,319,000.00

ACHIEVEMENT		% STATUTORY GOAL ACHIEVED	% TARGETED GOAL ACHIEVED
FBE	\$ 97,309,885.00	FBE 0.00%	FBE 0.00%
MBE	\$ 98,667,859.00	MBE 0.00%	MBE 0.00%
PBE	\$ 0.00	PBE 0.00%	PBE 0.00%
TOTAL	\$195,977,744.00	TOTAL 159.13%	TOTAL 100.50%

* FEDERAL PROGRAM ADMINISTERED BY THE UNITED STATES DEPARTMENT OF TRANSPORTATION DOES NOT REQUIRE REPORTING OF PROGRAM DOLLARS BY CATEGORIES.

DEPARTMENT OF VETERANS AFFAIRS

DOLLARS SUBJECT TO GOAL \$4,342,950.00

ACHIEVEMENT		% STATUTORY GOAL ACHIEVED	% TARGETED GOAL ACHIEVED
FBE	\$ 213,392.18	FBE 98.27%	FBE 40.95%
MBE	\$ 13,827.90	MBE 6.37%	MBE 6.37%
PBE	\$ 225,537.85	PBE 259.66%	PBE 259.66%
TOTAL	\$ 452,757.93	TOTAL 86.88%	TOTAL 54.87%

DEPARTMENT ON AGING

DOLLARS SUBJECT TO GOAL \$42,063,564.00

ACHIEVEMENT		% STATUTORY GOAL ACHIEVED	% TARGETED GOAL ACHIEVED
FBE	\$ 21,340,970.45	FBE 1,014.70%	FBE 422.79%
MBE	\$ 2,800.34	MBE 0.13%	MBE 0.13%
PBE	\$ 113,806.37	PBE 13.53%	PBE 13.53%
TOTAL	\$ 21,457,577.16	TOTAL 425.10%	TOTAL 268.49%

ENVIRONMENTAL PROTECTION AGENCY

DOLLARS SUBJECT TO GOAL \$2,729,800.00

ACHIEVEMENT		% STATUTORY GOAL ACHIEVED	% TARGETED GOAL ACHIEVED
FBE	\$ 714,214.05	FBE 523.27%	FBE 218.03%
MBE	\$ 474,958.32	MBE 347.98%	MBE 347.98%
PBE	\$ 34,600.24	PBE 63.38%	PBE 63.38%
TOTAL	\$ 1,223,772.61	TOTAL 373.58%	TOTAL 235.95%

GUARDIANSHIP AND ADVOCACY COMMISSION

DOLLARS SUBJECT TO GOAL \$15,500.00

ACHIEVEMENT		% STATUTORY GOAL ACHIEVED	% TARGETED GOAL ACHIEVED
FBE	\$ 17,027.24	FBE 2,197.06%	FBE 915.44%
MBE	\$ 2,426.63	MBE 313.11%	MBE 313.11%
PBE	\$ 7,364.11	PBE 2,375.52%	PBE 2,375.52%
TOTAL	\$ 26,817.98	TOTAL 1,441.83%	TOTAL 910.63%

HISTORIC PRESERVATION AGENCY

DOLLARS SUBJECT TO GOAL \$1,983,866.00

ACHIEVEMENT		% STATUTORY GOAL ACHIEVED	% TARGETED GOAL ACHIEVED
FBE	\$ 107,373.11	FBE 108.25%	FBE 45.10%
MBE	\$ 6,992.11	MBE 7.05%	MBE 7.05%
PBE	\$ 7,091.90	PBE 17.87%	PBE 17.87%
TOTAL	\$ 121,457.12	TOTAL 51.02%	TOTAL 32.22%

HUMAN RIGHTS COMMISSION

DOLLARS SUBJECT TO GOAL		\$38,000.00			
ACHIEVEMENT		% STATUTORY GOAL ACHIEVED		% TARGETED GOAL ACHIEVED	
FBE	\$ 1,677.52	FBE	88.29%	FBE	36.79%
MBE	\$ 293.39	MBE	15.44%	MBE	15.44%
PBE	\$ 591.00	PBE	77.76%	PBE	77.76%
TOTAL	\$ 2,561.91	TOTAL	56.18%	TOTAL	35.48%

ILLINOIS ARTS COUNCIL

DOLLARS SUBJECT TO GOAL		\$141,400.00			
ACHIEVEMENT		% STATUTORY GOAL ACHIEVED		% TARGETED GOAL ACHIEVED	
FBE	\$ 91,729.64	FBE	1,297.45%	FBE	540.60%
MBE	\$ 271.44	MBE	3.84%	MBE	3.84%
PBE	\$ 1,567.79	PBE	55.44%	PBE	55.44%
TOTAL	\$ 93,568.87	TOTAL	551.44%	TOTAL	348.28%

ILLINOIS COMMERCE COMMISSION

DOLLARS SUBJECT TO GOAL		\$335,070.00			
ACHIEVEMENT		% STATUTORY GOAL ACHIEVED		% TARGETED GOAL ACHIEVED	
FBE	\$ 124,582.79	FBE	743.64%	FBE	309.85%
MBE	\$ 925.14	MBE	5.52%	MBE	5.52%
PBE	\$ 34,267.16	PBE	511.37%	PBE	511.37%
TOTAL	\$ 159,775.09	TOTAL	397.38%	TOTAL	250.97%

ILLINOIS COMMUNITY COLLEGE BOARD

DOLLARS SUBJECT TO GOAL		\$155,950.00	
ACHIEVEMENT		% STATUTORY GOAL ACHIEVED	% TARGETED GOAL ACHIEVED
FBE	\$ 46,623.45	FBE	597.97%
MBE	\$ 153.47	MBE	1.97%
PBE	\$ 136,389.83	PBE	4,372.87%
TOTAL	\$ 183,166.75	TOTAL	978.82%

ILLINOIS COUNCIL ON DEVELOPMENTAL DISABILITIES

DOLLARS SUBJECT TO GOAL		\$0.00	
ACHIEVEMENT		% STATUTORY GOAL ACHIEVED	% TARGETED GOAL ACHIEVED
FBE	\$ 18,835.45	FBE	0.00%
MBE	\$ 207.82	MBE	0.00%
PBE	\$ 290.80	PBE	0.00%
TOTAL	\$ 19,334.07	TOTAL	0.00%

ILLINOIS CRIMINAL JUSTICE INFORMATION AUTHORITY

DOLLARS SUBJECT TO GOAL		\$1,033,209.00	
ACHIEVEMENT		% STATUTORY GOAL ACHIEVED	% TARGETED GOAL ACHIEVED
FBE	\$ 30,335.36	FBE	58.72%
MBE	\$ 4,772.55	MBE	9.24%
PBE	\$ 566.50	PBE	2.74%
TOTAL	\$ 35,674.41	TOTAL	28.77%

ILLINOIS EDUCATIONAL LABOR RELATIONS BOARD

DOLLARS SUBJECT TO GOAL	\$38,000.00		
		% STATUTORY GOAL ACHIEVED	% TARGETED GOAL ACHIEVED
ACHIEVEMENT			
FBE \$	15,771.23	FBE 830.06%	FBE 345.86%
MBE \$	184.56	MBE 9.71%	MBE 9.71%
PBE \$	665.90	PBE 87.62%	PBE 87.62%
TOTAL \$	16,621.69	TOTAL 364.51%	TOTAL 230.22%

ILLINOIS EMERGENCY MANAGEMENT AGENCY

DOLLARS SUBJECT TO GOAL	\$806,224.00		
		% STATUTORY GOAL ACHIEVED	% TARGETED GOAL ACHIEVED
ACHIEVEMENT			
FBE \$	147,482.42	FBE 365.86%	FBE 152.44%
MBE \$	2,716.26	MBE 6.74%	MBE 6.74%
PBE \$	1,877.84	PBE 11.65%	PBE 11.65%
TOTAL \$	152,076.52	TOTAL 157.19%	TOTAL 99.28%

ILLINOIS HOUSING DEVELOPMENT AUTHORITY

DOLLARS SUBJECT TO GOAL	\$0.00		
		% STATUTORY GOAL ACHIEVED	% TARGETED GOAL ACHIEVED
ACHIEVEMENT			
FBE \$	4,201.26	FBE 0.00%	FBE 0.00%
MBE \$	2,149.77	MBE 0.00%	MBE 0.00%
PBE \$	0.00	PBE 0.00%	PBE 0.00%
TOTAL \$	6,351.03	TOTAL 0.00%	TOTAL 0.00%

ILLINOIS LABOR RELATIONS BOARD

DOLLARS SUBJECT TO GOAL		\$97,516.00			
ACHIEVEMENT		% STATUTORY GOAL ACHIEVED		% TARGETED GOAL ACHIEVED	
FBE	\$ 64,671.65	FBE	1,326.60%	FBE	552.70%
MBE	\$ 9,132.79	MBE	187.34%	MBE	187.34%
PBE	\$ 1,481.02	PBE	75.95%	PBE	75.95%
TOTAL	\$ 75,285.46	TOTAL	643.47%	TOTAL	406.38%

ILLINOIS LAW ENFORCEMENT TRAINING AND STANDARDS BOARD

DOLLARS SUBJECT TO GOAL		\$104,547.00			
ACHIEVEMENT		% STATUTORY GOAL ACHIEVED		% TARGETED GOAL ACHIEVED	
FBE	\$ 5,125.09	FBE	98.05%	FBE	40.85%
MBE	\$ 226.45	MBE	4.33%	MBE	4.33%
PBE	\$ 93.50	PBE	4.47%	PBE	4.47%
TOTAL	\$ 5,445.04	TOTAL	43.41%	TOTAL	27.41%

ILLINOIS MATHEMATICS AND SCIENCE ACADEMY

DOLLARS SUBJECT TO GOAL		\$1,570,960.00			
ACHIEVEMENT		% STATUTORY GOAL ACHIEVED		% TARGETED GOAL ACHIEVED	
FBE	\$ 173,746.69	FBE	221.20%	FBE	92.17%
MBE	\$ 10,408.20	MBE	13.25%	MBE	13.25%
PBE	\$ 0.00	PBE	0.00%	PBE	0.00%
TOTAL	\$ 184,154.89	TOTAL	97.69%	TOTAL	61.70%

ILLINOIS STATE POLICE

DOLLARS SUBJECT TO GOAL \$12,274,923.00

ACHIEVEMENT		% STATUTORY GOAL ACHIEVED	% TARGETED GOAL ACHIEVED
FBE	\$ 834,074.89	135.90%	56.62%
MBE	\$ 684,575.33	111.54%	111.54%
PBE	\$ 52,817.27	21.51%	21.51%
TOTAL	\$ 1,571,467.49	TOTAL 106.69%	TOTAL 67.38%

ILLINOIS STATE TOLL HIGHWAY AUTHORITY (BEP)

DOLLARS SUBJECT TO GOAL \$6,922,236.00

ACHIEVEMENT		% STATUTORY GOAL ACHIEVED	% TARGETED GOAL ACHIEVED
FBE	\$ 1,400,165.47	404.54%	168.56%
MBE	\$ 130,540.50	37.72%	37.72%
PBE	\$ 75,108.85	54.25%	54.25%
TOTAL	\$ 1,605,814.82	TOTAL 193.32%	TOTAL 122.09%

ILLINOIS STATE TOLL HIGHWAY AUTHORITY (DBE)

DOLLARS SUBJECT TO GOAL \$946,063,313.00

ACHIEVEMENT		% STATUTORY GOAL ACHIEVED	% TARGETED GOAL ACHIEVED
FBE	\$ 77,026,776.00	0.00%	0.00%
MBE	\$103,709,499.00	0.00%	0.00%
PBE	\$ 0.00	0.00%	0.00%
TOTAL	\$180,736,275.00	TOTAL 159.20%	TOTAL 100.55%

* FEDERAL PROGRAM ADMINISTERED BY THE UNITED STATES DEPARTMENT OF TRANSPORTATION DOES NOT REQUIRE REPORTING OF PROGRAM DOLLARS BY CATEGORIES.

ILLINOIS STUDENT ASSISTANCE COMMISSION

DOLLARS SUBJECT TO GOAL \$780,339.00

ACHIEVEMENT		% STATUTORY GOAL ACHIEVED	% TARGETED GOAL ACHIEVED
FBE	\$ 15,151.28	FBE 38.83%	FBE 16.18%
MBE	\$ 282,789.48	MBE 724.80%	MBE 724.80%
PBE	\$ 4,727.49	PBE 30.29%	PBE 30.29%
TOTAL	\$ 302,668.25	TOTAL 323.23%	TOTAL 204.14%

ILLINOIS WORKERS' COMPENSATION COMMISSION

DOLLARS SUBJECT TO GOAL \$549,800.00

ACHIEVEMENT		% STATUTORY GOAL ACHIEVED	% TARGETED GOAL ACHIEVED
FBE	\$ 34,777.25	FBE 126.51%	FBE 52.71%
MBE	\$ 7,599.59	MBE 27.64%	MBE 27.64%
PBE	\$ 586.50	PBE 5.33%	PBE 5.33%
TOTAL	\$ 42,963.34	TOTAL 65.12%	TOTAL 41.13%

OFFICE OF THE STATE APPELLATE DEFENDER

DOLLARS SUBJECT TO GOAL \$944,262.00

ACHIEVEMENT		% STATUTORY GOAL ACHIEVED	% TARGETED GOAL ACHIEVED
FBE	\$ 63,687.20	FBE 134.89%	FBE 56.21%
MBE	\$ 0.00	MBE 0.00%	MBE 0.00%
PBE	\$ 43,738.14	PBE 231.60%	PBE 231.60%
TOTAL	\$ 107,425.34	TOTAL 94.81%	TOTAL 59.88%

OFFICE OF THE STATE FIRE MARSHAL

DOLLARS SUBJECT TO GOAL \$1,123,628.00

ACHIEVEMENT		% STATUTORY GOAL ACHIEVED	% TARGETED GOAL ACHIEVED
FBE	\$ 39,670.96	FBE 70.61%	FBE 29.42%
MBE	\$ 1,078.87	MBE 1.92%	MBE 1.92%
PBE	\$ 962.00	PBE 4.28%	PBE 4.28%
TOTAL	\$ 41,711.83	TOTAL 30.94%	TOTAL 19.54%

OFFICE OF THE STATE'S ATTORNEYS APPELLATE PROSECUTOR

DOLLARS SUBJECT TO GOAL \$235,134.00

ACHIEVEMENT		% STATUTORY GOAL ACHIEVED	% TARGETED GOAL ACHIEVED
FBE	\$ 27,120.27	FBE 230.69%	FBE 96.12%
MBE	\$ 5,224.18	MBE 44.44%	MBE 44.44%
PBE	\$ 6,555.21	PBE 139.41%	PBE 139.41%
TOTAL	\$ 38,899.66	TOTAL 137.87%	TOTAL 87.07%

PRISONER REVIEW BOARD

DOLLARS SUBJECT TO GOAL \$13,277.00

ACHIEVEMENT		% STATUTORY GOAL ACHIEVED	% TARGETED GOAL ACHIEVED
FBE	\$ 469.34	FBE 70.79%	FBE 29.48%
MBE	\$ 0.00	MBE 0.00%	MBE 0.00%
PBE	\$ 438.17	PBE 165.35%	PBE 165.35%
TOTAL	\$ 907.51	TOTAL 57.04%	TOTAL 36.01%

PROPERTY TAX APPEAL BOARD

DOLLARS SUBJECT TO GOAL		\$44,400.00			
ACHIEVEMENT		% STATUTORY GOAL ACHIEVED		% TARGETED GOAL ACHIEVED	
FBE	\$ 32,240.59	FBE	1,452.28%	FBE	605.12%
MBE	\$ 2,366.53	MBE	106.60%	MBE	106.60%
PBE	\$ 8,327.89	PBE	937.83%	PBE	937.83%
TOTAL	\$ 42,935.01	TOTAL	805.84%	TOTAL	508.95%

STATE BOARD OF EDUCATION

DOLLARS SUBJECT TO GOAL		\$8,572,997.00			
ACHIEVEMENT		% STATUTORY GOAL ACHIEVED		% TARGETED GOAL ACHIEVED	
FBE	\$ 343,397.36	FBE	80.11%	FBE	33.38%
MBE	\$ 169,169.18	MBE	39.47%	MBE	39.47%
PBE	\$ 35,583.86	PBE	20.75%	PBE	20.75%
TOTAL	\$ 548,150.40	TOTAL	53.28%	TOTAL	33.65%

STATE BOARD OF ELECTIONS

DOLLARS SUBJECT TO GOAL		\$423,350.00			
ACHIEVEMENT		% STATUTORY GOAL ACHIEVED		% TARGETED GOAL ACHIEVED	
FBE	\$ 52,847.31	FBE	249.67%	FBE	104.03%
MBE	\$ 2,144,450.31	MBE	10,131.10%	MBE	10,131.10%
PBE	\$ 17,790.55	PBE	210.12%	PBE	210.12%
TOTAL	\$ 2,215,088.17	TOTAL	4,360.32%	TOTAL	2,753.89%

STATE UNIVERSITIES CIVIL SERVICE SYSTEM

DOLLARS SUBJECT TO GOAL

\$1,000.00

ACHIEVEMENT		% STATUTORY GOAL ACHIEVED	% TARGETED GOAL ACHIEVED
FBE	\$ 2,534.94	FBE 5,069.88%	FBE 2,112.45%
MBE	\$ 157.06	MBE 314.12%	MBE 314.12%
PBE	\$ 0.00	PBE 0.00%	PBE 0.00%
TOTAL	\$ 2,692.00	TOTAL 2,243.33%	TOTAL 1,416.84%

UNIVERSITY BREAKDOWN

CHICAGO STATE UNIVERSITY

DOLLARS SUBJECT TO GOAL \$1,921,110.00

ACHIEVEMENT		% STATUTORY GOAL ACHIEVED	% TARGETED GOAL ACHIEVED
FBE	\$ 92,158.26	FBE 95.94%	FBE 39.98%
MBE	\$ 317,102.88	MBE 330.13%	MBE 330.13%
PBE	\$ 43,234.65	PBE 112.53%	PBE 112.53%
TOTAL	\$ 452,495.79	TOTAL 196.28%	TOTAL 123.97%

EASTERN ILLINOIS UNIVERSITY

DOLLARS SUBJECT TO GOAL \$2,112,565.00

ACHIEVEMENT		% STATUTORY GOAL ACHIEVED	% TARGETED GOAL ACHIEVED
FBE	\$ 419,477.17	FBE 397.13%	FBE 165.47%
MBE	\$ 469.00	MBE 0.44%	MBE 0.44%
PBE	\$ 24,000.00	PBE 56.80%	PBE 56.80%
TOTAL	\$ 443,946.17	TOTAL 175.12%	TOTAL 110.60%

GOVERNORS STATE UNIVERSITY

DOLLARS SUBJECT TO GOAL \$1,038,450.00

ACHIEVEMENT		% STATUTORY GOAL ACHIEVED	% TARGETED GOAL ACHIEVED
FBE	\$ 804,328.00	FBE 1,549.11%	FBE 645.46%
MBE	\$ 230,939.00	MBE 444.78%	MBE 444.78%
PBE	\$ 0.00	PBE 0.00%	PBE 0.00%
TOTAL	\$ 1,035,267.00	TOTAL 830.79%	TOTAL 524.71%

ILLINOIS STATE UNIVERSITY

DOLLARS SUBJECT TO GOAL \$888,713.00

ACHIEVEMENT		% STATUTORY GOAL ACHIEVED	% TARGETED GOAL ACHIEVED
FBE	\$ 391,150.37	FBE 880.28%	FBE 366.78%
MBE	\$ 1,269.01	MBE 2.86%	MBE 2.86%
PBE	\$ 0.00	PBE 0.00%	PBE 0.00%
TOTAL	\$ 392,419.38	TOTAL 367.97%	TOTAL 232.40%

NORTHEASTERN ILLINOIS UNIVERSITY

DOLLARS SUBJECT TO GOAL \$2,213,800.00

ACHIEVEMENT		% STATUTORY GOAL ACHIEVED	% TARGETED GOAL ACHIEVED
FBE	\$ 362,745.99	FBE 327.71%	FBE 136.55%
MBE	\$ 46,344.49	MBE 41.87%	MBE 41.87%
PBE	\$ 0.00	PBE 0.00%	PBE 0.00%
TOTAL	\$ 409,090.48	TOTAL 153.99%	TOTAL 97.26%

NORTHERN ILLINOIS UNIVERSITY

DOLLARS SUBJECT TO GOAL \$6,596,233.00

ACHIEVEMENT		% STATUTORY GOAL ACHIEVED	% TARGETED GOAL ACHIEVED
FBE	\$ 660,713.00	FBE 200.33%	FBE 83.47%
MBE	\$ 93,606.00	MBE 28.38%	MBE 28.38%
PBE	\$ 2,142.00	PBE 1.62%	PBE 1.62%
TOTAL	\$ 756,461.00	TOTAL 95.57%	TOTAL 60.36%

SOUTHERN ILLINOIS UNIVERSITY

DOLLARS SUBJECT TO GOAL \$12,949,575.00

ACHIEVEMENT		% STATUTORY GOAL ACHIEVED	% TARGETED GOAL ACHIEVED
FBE	\$ 1,257,113.50	FBE 194.16%	FBE 80.90%
MBE	\$ 27,589.82	MBE 4.26%	MBE 4.26%
PBE	\$ 85,475.60	PBE 33.00%	PBE 33.00%
TOTAL	\$ 1,370,178.92	TOTAL 88.17%	TOTAL 55.69%

UNIVERSITY OF ILLINOIS

DOLLARS SUBJECT TO GOAL \$38,886,000.00

ACHIEVEMENT		% STATUTORY GOAL ACHIEVED	% TARGETED GOAL ACHIEVED
FBE	\$ 14,785,560.63	FBE 760.46%	FBE 316.86%
MBE	\$ 11,140,535.55	MBE 572.98%	MBE 572.98%
PBE	\$ 960,584.86	PBE 123.51%	PBE 123.51%
TOTAL	\$ 26,886,681.04	TOTAL 576.19%	TOTAL 363.91%

WESTERN ILLINOIS UNIVERSITY

DOLLARS SUBJECT TO GOAL \$1,917,610.00

ACHIEVEMENT		% STATUTORY GOAL ACHIEVED	% TARGETED GOAL ACHIEVED
FBE	\$ 362,379.52	FBE 377.95%	FBE 157.48%
MBE	\$ 7,172.98	MBE 7.48%	MBE 7.48%
PBE	\$ 22,295.00	PBE 58.13%	PBE 58.13%
TOTAL	\$ 391,847.50	TOTAL 170.29%	TOTAL 107.55%

